

GENERAL RELIEF PROGRAM CASELOAD OVERVIEW

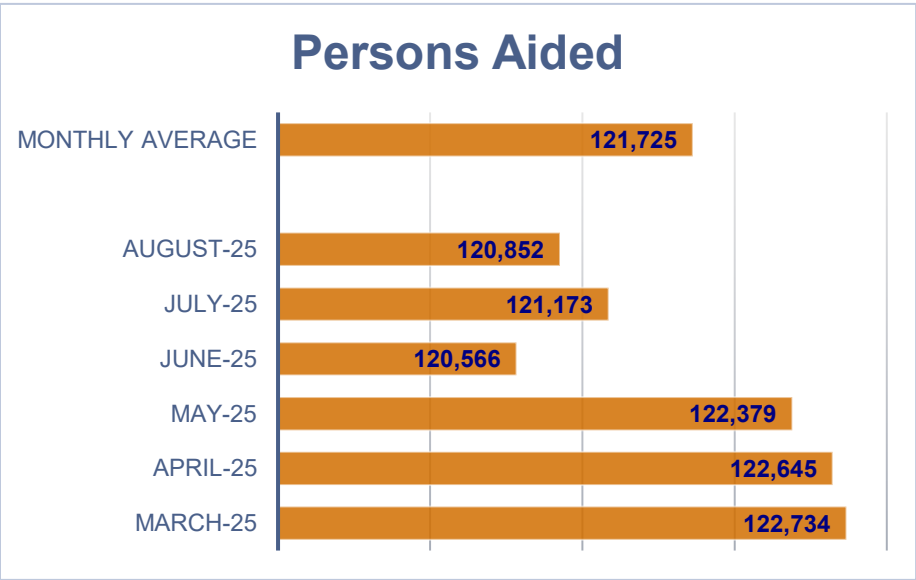
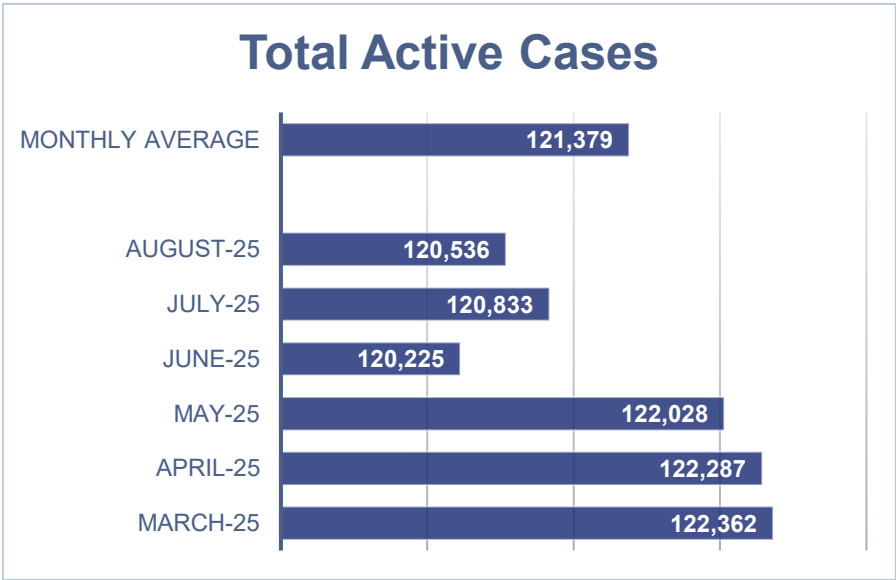
Luis Ontiveros, Program Director



September 30, 2025

ACTIVE CASELOAD DATA

The total number of active cases and number of persons receiving GR benefits for the period of March 2025 to August 2025:

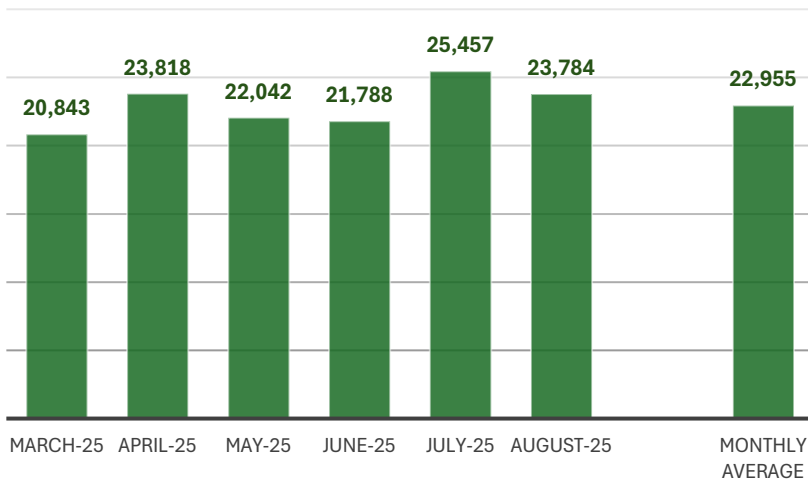


Note: Caseload is currently 67% Employable, 33% Unemployable.

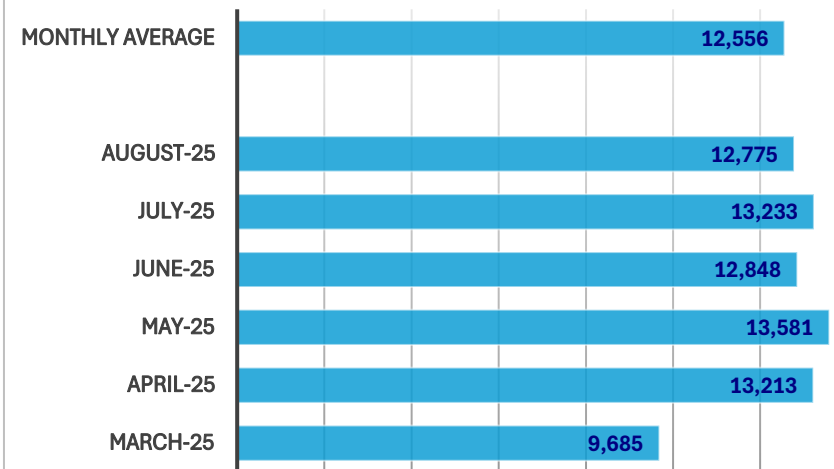
GR APPLICATIONS/DISCONTINUANCES

Below are the number of GR Applications received and the number of GR Discontinuances for the period of March 2025 to August 2025:

Applications Received



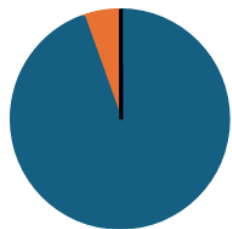
Discontinuances



Note: During this period, the top three discontinuance reasons were Time Limits, GR RE Packet Not Completed, and Failed to Attend CMA Appt.

DEMOGRAPHICS – AUGUST 2025

CITIZENSHIP STATUS OF ELIGIBLE PERSONS*

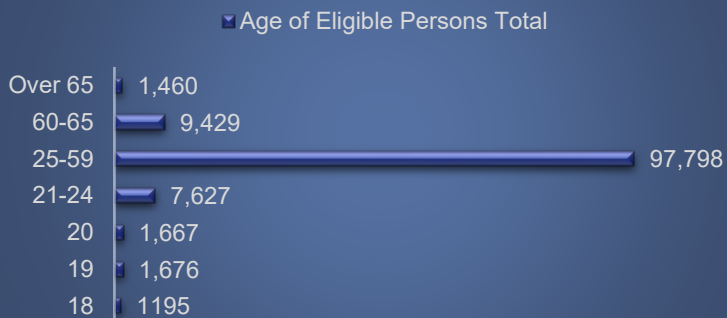


114,269	■ Citizen
6,533	■ Documented Individual
17	■ Undocumented Individual
33	■ Other

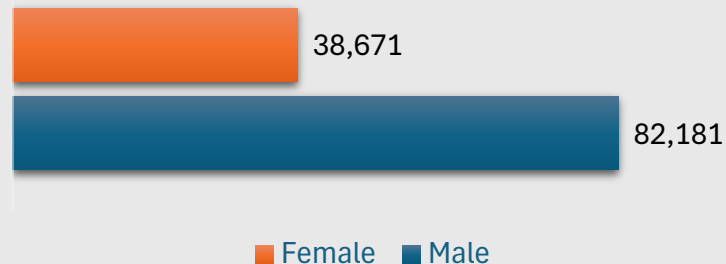
Ethnicity Origin of Eligible Persons

American Indian/Alaskan Native	535
Asian/Asian American	2,248
Black/African/African American	40,466
Hispanic/Latino/a/x	33,210
Native Hawaiian/Pacific Islander	363
White/European/European American	22,633
Two or More Races/Ethnicities	13,901
Other	7,496

Age of Eligible Persons



Gender of Eligible Persons



*Currently the data pertaining to citizenship status is under review and may be update.

DEMOGRAPHICS – AUGUST 2025

Primary Language of Cases Total



■ Primary language of Cases Total